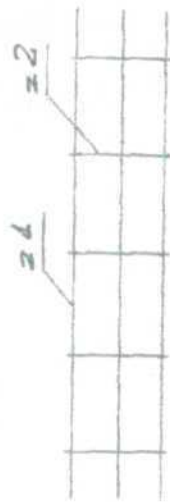
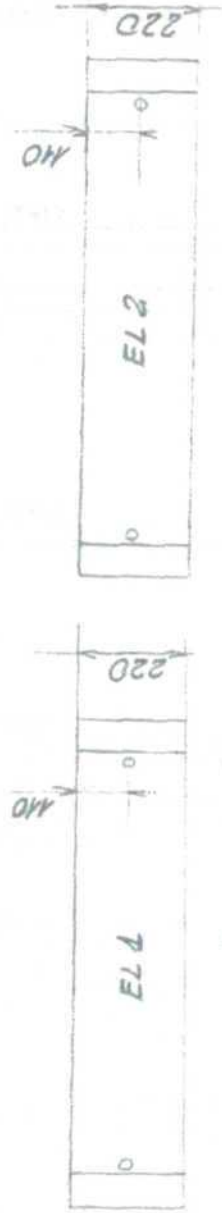
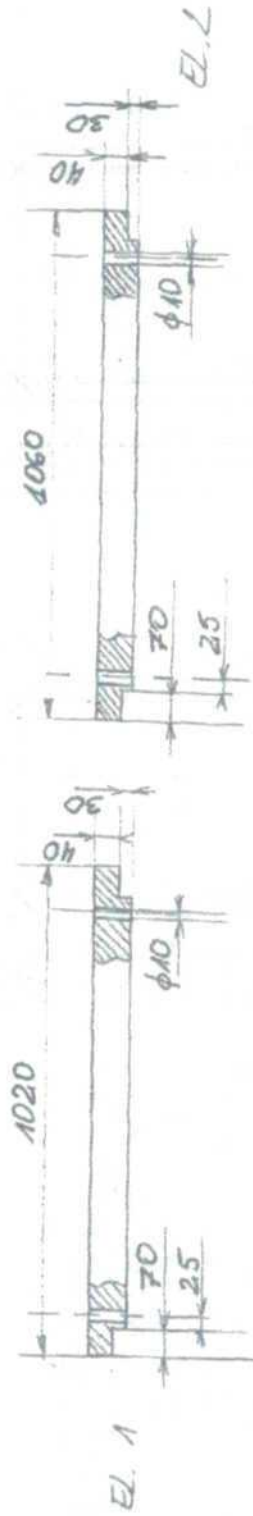
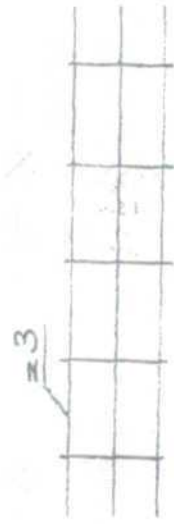


# RYS. 1




- ZBROJCIE DRUTEN ZEBROMANYM  $\phi 6$
- z 1  $l = 1010$  szt. 3
- z 2  $l = 210$  szt. 10
- z 3  $l = 1050$  szt. 3



RYS. WYKONANCZY. SKALA 1:40  
 ELEMENT NR. 1, 2  
 + SIATKA ZBROJENIOWA  
 BETON - B-25

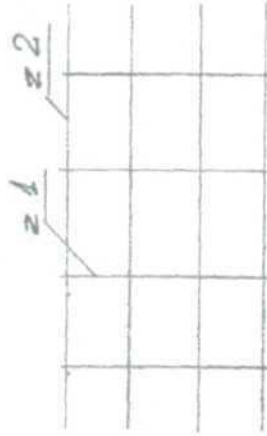
# RYS. 2



- ZBROIC DRUTEM ZEBROWANYM  $\phi 6$
- Z 1  $l = 210$  szt 11
- Z 2  $l = 2250$  szt 3

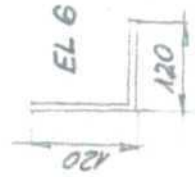
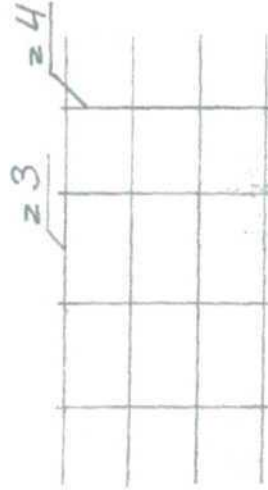

RYS. WYKONAWCZY. SKALA 1:10  
 ELEMENT NR. 3  
 + SIATKA ZBRJENIOWA  
 BETON - B25.

# RYS. 3

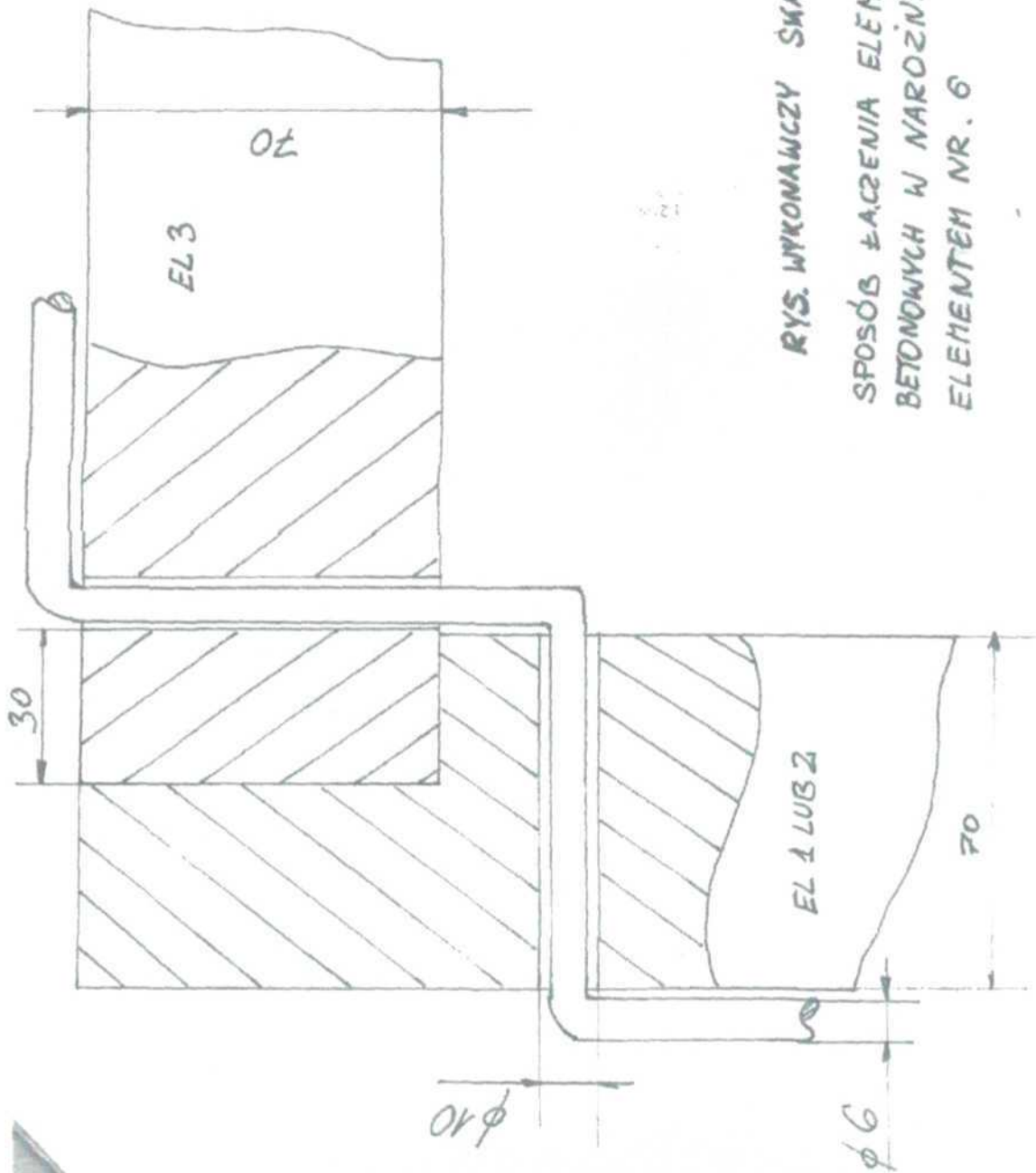


- ZBROJIC' DRUTEM ZIEBRODZIANYM  $\phi 6$
- Z 1 l = 350 szt 4
- Z 2 l = 890 szt 4
- Z 3 l = 970 szt 4
- Z 4 l = 370 szt 4

EL 6 - KLAMRA Z DRUTU  $\phi 6$



RYS. WYKONAWCZY. SKALA 1:10  
ELEMENT 4, 5, 6  
+ SIATKA ZBROJENIOWA  
BETON B-25



RYS. 4

RYS. WYKONAWCZY SKALA 1:1  
 SPOSÓB ŁĄCZENIA ELEMENTÓW  
 BETONOWYCH W NAROZNIKACH  
 ELEMENTEM NR. 6

# PIVNIČA 2-OSOBA

